

*Recycled Parts Requested : Extended Cab Truck*

Date: \_\_\_\_\_

Work Order Number: \_\_\_\_\_

To: \_\_\_\_\_

From: \_\_\_\_\_

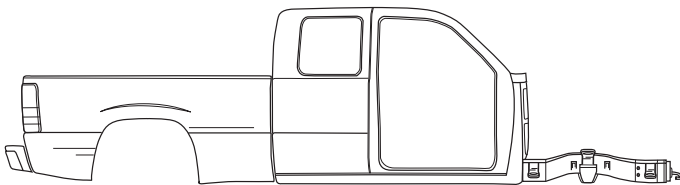
Phone: \_\_\_\_\_

Fax: \_\_\_\_\_

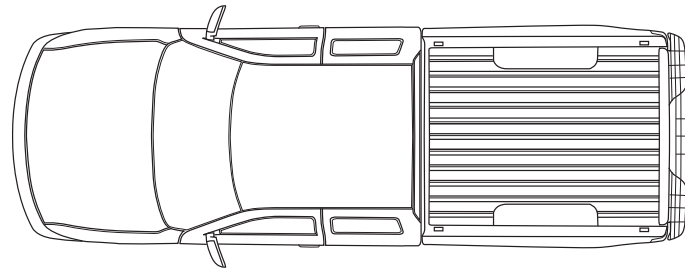
Email: \_\_\_\_\_

Year: \_\_\_\_\_ Make: \_\_\_\_\_

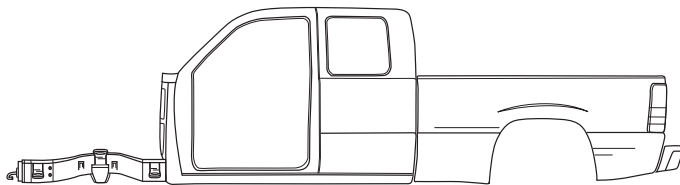
Model: \_\_\_\_\_



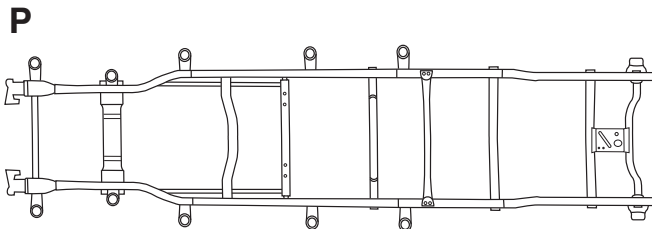
Passenger Side



Top View

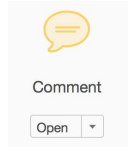


Driver Side

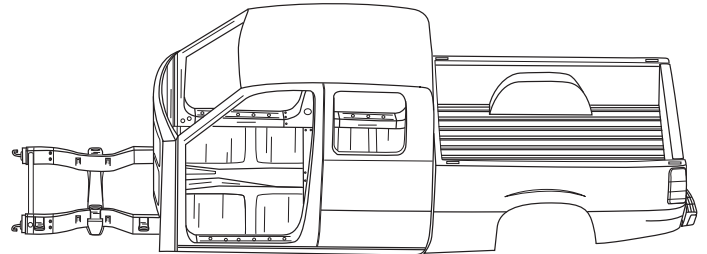


Top View

1. After downloading this form and filling it out, go to Tools > Comment



2. Then click on the draw free form tool in the tool bar, and draw on an image where the body cut should be.



Please use this area to explain your cut instructions in detail